

EANCOM[®] 2002 S4

BANSTA

Banking status message

Edition 2016

1. Introduction.....	2
2. Message Structure Chart	3
3. Branching Diagram	4
4. Segments Description	7
5. Segments Layout.....	9
6. Example(s)	33

1. Introduction

Status

MESSAGE TYPE : BANSTA
REFERENCE DIRECTORY : D.01B
EANCOM® SUBSET VERSION : 003

Definition

A Banking Status message is sent by a financial institution to its customer providing status information on financial transactions at an application level.

Principles

A Banking Status message must always refer to a specific previously sent message.

A Banking Status message may cover the response given to any previously sent message, such as a commercial or payment instruction, a request for information, etc. This message provides a means to report on errors and inconsistencies found in the original message at application level.

The Banking Status message is not intended to report on syntactical errors or to provide a non-repudiation response.

The message may provide status information about execution on original multi-instruction messages such as the Multiple Payment Order message (PAYMUL) in a positive and/or negative way.

The banking status message is a multiple message and is structured in three levels;

- **Level A** contains routing criteria for the banking status message.
- **Level B** contains exact references for each message or transaction to be reported.
- **Level C** contains status information related to a message or transaction.

2. Message Structure Chart

Banking Status Heading Section

UNH	1	M	1	- Message header
BGM	2	M	1	- Beginning of message
DTM	3	M	1	- Date/time/period
SG2		C	5	- FII
FII	4	M	1	- Financial institution information
SG3		C	3	- NAD
NAD	5	M	1	- Name and address

Banking Status Detail Section - B

SG4		M	999	- LIN-SG5-SG6
LIN	6	M	1	- Line item
SG5		C	5	- RFF-DTM
RFF	7	M	1	- Reference
DTM	8	C	1	- Date/time/period

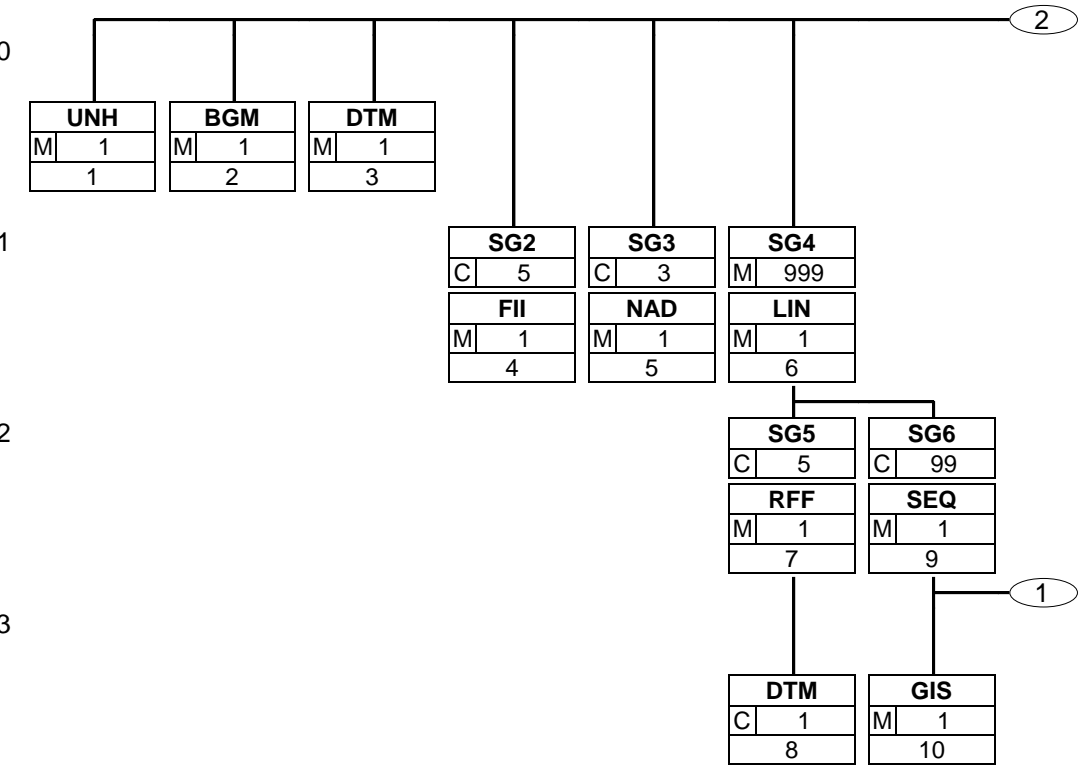
Banking Status Detail Section - C

SG6		C	99	- SEQ-GIS-DTM-MOA-CUX-FTX-SG7-SG8
SEQ	9	M	1	- Sequence details
GIS	X 10	M	1	- General indicator
DTM	11	C	2	- Date/time/period
MOA	12	C	1	- Monetary amount
CUX	13	C	1	- Currencies
FTX	14	C	1	- Free text
SG7		C	1	- FII
FII	15	M	1	- Financial institution information
SG8		C	1	- NAD
NAD	16	M	1	- Name and address
CNT	17	C	5	- Control total
SG9		C	5	- AUT-DTM
AUT	18	M	1	- Authentication result
DTM	19	C	1	- Date/time/period

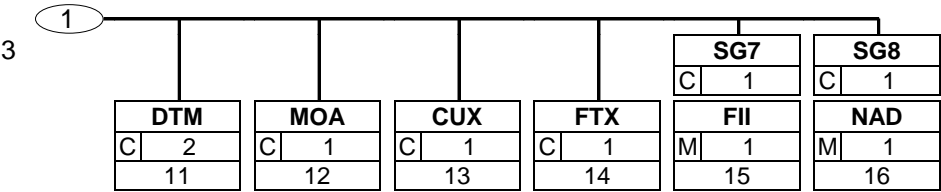
Banking Status Summary Section

UNT	20	M	1	- Message trailer
-----	----	---	---	-------------------

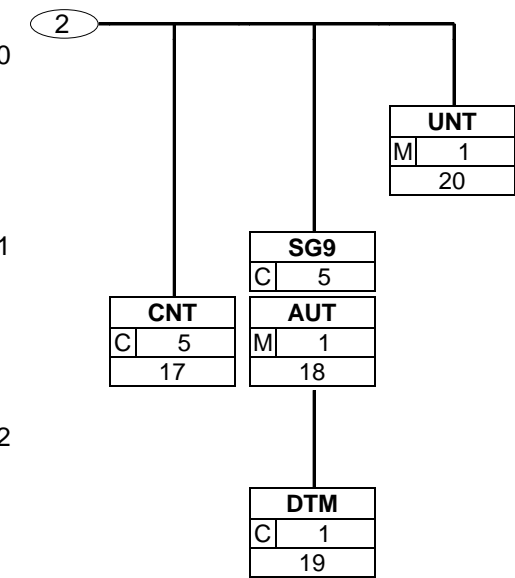
3. Branching Diagram



3. Branching Diagram



3. Branching Diagram



4. Segments Description

Banking Status Heading Section

- UNH - M 1 - Message header
This segment is used to head, identify and specify a message.
- BGM - M 1 - Beginning of message
This segment is used to indicate the type and function of a message and to transmit the identifying number.
- DTM - M 1 - Date/time/period
This segment is used to specify the date of the banking status message.
- SG2 - C 5 - FII**
A group of segments identifying the financial institutions involved in the Banking Status message.
- FII - M 1 - Financial institution information
This segment is used to identify the financial institution sending the banking status message.
- SG3 - C 3 - NAD**
A group of segments identifying the name(s) and address(es) of non-financial parties involved in the transaction.
- NAD - M 1 - Name and address
This segment is used to identify the party receiving the banking status message.

Banking Status Detail Section - B

- SG4 - M 999 - LIN-SG5-SG6**
A group of segments identifying a message or transaction and the status of the referred message/transaction, as well as any reasons clarifying the status.
- LIN - M 1 - Line item
This segment is used to identify a line within the banking status by means of an incrementing unique line number.
- SG5 - C 5 - RFF-DTM**
A group of segments specifying reference number(s), date/or time needed in order to identify a referenced message or transaction.
- RFF - M 1 - Reference
This segment is used to identify the message(s) or transaction(s) for which a banking status is being provided.
- DTM - C 1 - Date/time/period
This segment is used to specify any dates related to the references given in the previous RFF segment.

Banking Status Detail Section - C

- SG6 - C 99 - SEQ-GIS-DTM-MOA-CUX-FTX-SG7-SG8**
A group of segments identifying the status, and any reasons clarifying this status, of the referred message/transaction.
- SEQ - M 1 - Sequence details
This segment is used to report the status of the referred message/transaction.
- GIS - M 1 - General indicator
This segment is used to report the reason for the status reported in the SEQ segment.

4. Segments Description

DTM - C 2	- Date/time/period This segment is used to specify the date relevant to the status information reported in the SEQ segment and to indicate incorrect date(s) where a rejection has taken place due to incorrect date(s).
MOA - C 1	- Monetary amount This segment is used to specify any monetary amounts related to the status information reported in the SEQ segment.
CUX - C 1	- Currencies This segment is used to identify the incorrect currency associated with code reported in the GIS segment.
FTX - C 1	- Free text This segment is used to provide any free text information related to the status information being provided.
SG7 - C 1	- FII A group of segments identifying the financial institution(s) associated with the related information in the GIS segment.
FII - M 1	- Financial institution information This segment is used to identify any incorrect financial institutions related to the current status information.
SG8 - C 1	- NAD A group of segments identifying the name and address of non-financial parties associated with the related information in the GIS segment.
NAD - M 1	- Name and address This segment is used to identify any incorrect non-financial parties related to the current status information.
CNT - C 5	- Control total This segment is used to provide application data for message control purposes.
SG9 - C 5	- AUT-DTM A group of segments specifying details of any authentication (validation) procedures applied to the BANSTA message.
AUT - M 1	- Authentication result This segment is used to provide details of any authentication procedures which have been applied to the banking status message. The use of this segment is, including any algorithms and calculation procedures, dependent on bilaterally agreed conditions between the message sender and receiver.
DTM - C 1	- Date/time/period This segment is used to provide details related to the date and where necessary, the time, of the banking status message validation.

Banking Status Summary Section

UNT - M 1	- Message trailer This segment is a mandatory UN/EDIFACT segment. It must always be the last segment in the message.
-----------	---

5. Segments Layout

This section describes each segment used in the EANCOM® Banking Status message. The original EDIFACT segment layout is listed. The appropriate comments relevant to the EANCOM® subset are indicated.

Notes:

1. The segments are presented in the sequence in which they appear in the message. The segment or segment group tag is followed by the (M)andatory / (C)onditional indicator, the maximum number of occurrences and the segment description.
2. Reading from left to right, in column one, the data element tags and descriptions are shown, followed by in the second column the EDIFACT status (M or C), the field format, and the picture of the data elements. These first pieces of information constitute the original EDIFACT segment layout.

Following the EDIFACT information, EANCOM® specific information is provided in the third, fourth, and fifth columns. In the third column a status indicator for the use of (C)onditional EDIFACT data elements (see 2.1 through 2.3 below), in the fourth column the restricted indicator (see point 3 on the following page), and in the fifth column notes and code values used for specific data elements in the message.

- 2.1 (M)andatory data elements in EDIFACT segments retain their status in EANCOM®.
- 2.2 Additionally, there are five types of status for data elements with a (C)onditional EDIFACT status, whether for simple, component or composite data elements. These are listed below and can be identified when relevant by the following abbreviations:

- REQUIRED	R	Indicates that the entity is required and must be sent.
- ADVISED	A	Indicates that the entity is advised or recommended.
- DEPENDENT	D	Indicates that the entity must be sent in certain conditions, as defined by the relevant explanatory note.
- OPTIONAL	O	Indicates that the entity is optional and may be sent at the discretion of the user.
- NOT USED	N	Indicates that the entity is not used and should be omitted.

- 2.3 If a composite is flagged as **N, NOT USED**, all data elements within that composite will have blank status indicators assigned to them.
3. Status indicators detailed in the fourth column which directly relate to the code values detailed in the fifth **column** may have two values:

- RESTRICTED	*	A data element marked with an asterisk (*) in the fourth column indicates that the listed codes in column five are the only codes available for use with this data element, in this segment, in this message.
- OPEN		All data elements where coded representation of data is possible and a restricted set of code values is not indicated are open (no asterisk in fourth column). The available codes are listed in the EANCOM® Data Elements and Code Sets Directory. Code values may be given as examples or there may be a note on the format or type of code to be used.

4. Different colours are used for the code values in the segment details: restricted codes are in red and open codes in blue.

5. Segments Layout

Segment number: 1

UNH - M 1 - Message header				
<p>Function:</p> <p>To head, identify and specify a message.</p> <p>Notes:</p> <p>1. Data element S009/0057 is retained for upward compatibility. The use of S016 and/or S017 is encouraged in preference.</p> <p>2. The combination of the values carried in data elements 0062 and S009 shall be used to identify uniquely the message within its group (if used) or if not used, within its interchange, for the purpose of acknowledgement.</p>				
		EDIFACT	GS1	* Description
0062	Message reference number	M an..14	M	
Senders unique message reference. Sequence number of messages in the interchange. DE 0062 in UNT will have the same value. Generated by the sender.				
S009	MESSAGE IDENTIFIER	M	M	
0065	Message type	M an..6	M	*
BANSTA = Banking status message				
0052	Message version number	M an..3	M	*
D = Draft version/UN/EDIFACT Directory				
0054	Message release number	M an..3	M	*
01B = Release 2001 - B				
0051	Controlling agency, coded	M an..3	M	*
UN = UN/CEFACT				
0057	Association assigned code	C an..6	R	*
<p>EAN003 = GS1 version control number (GS1 Permanent Code)</p> <p>Indicates that the message is the EANCOM version 003 of the UNSM Banking Status.</p>				
0110	Code list directory version number	C an..6	O	
This data element can be used to identify the codelist agreed by the interchange partners, e.g. EAN001 = EANCOM 2002 S4 codelist released on 01.12.2002 by GS1.				
0113	Message type sub-function identification	C an..6	N	
0068	Common access reference	C an..35	N	
S010	STATUS OF THE TRANSFER	C	N	
0070	Sequence of transfers	M n..2		
0073	First and last transfer	C a1		
S016	MESSAGE SUBSET IDENTIFICATION	C	N	
0115	Message subset identification	M an..14		
0116	Message subset version number	C an..3		
0118	Message subset release number	C an..3		
0051	Controlling agency, coded	C an..3		
S017	MESSAGE IMPLEMENTATION GUIDELINE IDENTIFICATION	C	N	
0121	Message implementation guideline identification	M an..14		
0122	Message implementation guideline version number	C an..3		

5. Segments Layout

Segment number: 1

		EDIFACT	GS1	*	Description
0124	Message implementation guideline release number	C an..3			
0051	Controlling agency, coded	C an..3			
S018	SCENARIO IDENTIFICATION	C	N		
0127	Scenario identification	Man..14			
0128	Scenario version number	C an..3			
0130	Scenario release number	C an..3			
0051	Controlling agency, coded	C an..3			

Segment Notes:

This segment is used to head, identify and specify a message.

DE's 0065, 0052, 0054, and 0051: Indicate that the message is a UNSM Banking Status based on the D.01B directory under the control of the United Nations.

Example:

UNH+1+BANSTA:D:01B:UN:EAN003'

5. Segments Layout

Segment number: 2

BGM - M 1 - Beginning of message				
Function: To indicate the type and function of a message and to transmit the identifying number.				
	EDIFACT	GS1	*	Description
C002 DOCUMENT/MESSAGE NAME	C	R		
1001 Document name code	C an..3	R	*	46 = Banking status
1131 Code list identification code	C an..17	N		
3055 Code list responsible agency code	C an..3	N		
1000 Document name	C an..35	N		
C106 DOCUMENT/MESSAGE IDENTIFICATION	C	R		
1004 Document identifier	C an..35	R		Banking Status Number assigned by document sender. For global unique identification of documents Global Document Type Identifier (GDTI) is available.
1056 Version identifier	C an..9	N		
1060 Revision identifier	C an..6	N		
1225 Message function code	C an..3	R	*	9 = Original
4343 Response type code	C an..3	N		
Segment Notes: This segment is used to indicate the type and function of a message and to transmit the identifying number. Example: BGM+46+85512+9'				

5. Segments Layout

Segment number: 3

DTM - M 1 - Date/time/period					
Function: To specify date, and/or time, or period.					
		EDIFACT	GS1	*	Description
C507	DATE/TIME/PERIOD	M	M		
2005	Date or time or period function code qualifier	Man..3	M	*	137 = Document/message date/time
2380	Date or time or period value	C an..35	R		
2379	Date or time or period format code	C an..3	R		102 = CCYYMMDD
Segment Notes: This segment is used to specify the date of the banking status message. DE 2005: Identification of the 'Document/message date/time' (code value 137) is mandatory in an EANCOM message. Example: DTM+137:20021008:102'					

5. Segments Layout

Segment number: 4

SG2 - C 5 - FII					
FII - M 1 - Financial institution information					
Function:					
To identify an account and a related financial institution.					
		EDIFACT	GS1	*	Description
3035	Party function code qualifier	M an..3	M	*	MS = Document/message issuer/sender
C078	ACCOUNT HOLDER IDENTIFICATION	C	N		
3194	Account holder identifier	C an..35			
3192	Account holder name	C an..35			
3192	Account holder name	C an..35			
6345	Currency identification code	C an..3			
C088	INSTITUTION IDENTIFICATION	C	R		
3433	Institution name code	C an..11	A		
1131	Code list identification code	C an..17	O		25 = Bank identification
3055	Code list responsible agency code	C an..3	D		5 = ISO (International Organization for Standardization)
3434	Institution branch identifier	C an..17	O		
1131	Code list identification code	C an..17	O		
3055	Code list responsible agency code	C an..3	C		
3432	Institution name	C an..70	O		
3436	Institution branch location name	C an..70	O		
3207	Country name code	C an..3	O		ISO 3166 two alpha code
Segment Notes:					
This segment is used to identify the financial institution sending the banking status message.					
Example:					
FII+MS++KREDBEBB:25:5:37010050'					

5. Segments Layout

Segment number: 5

SG3		- C	3 - NAD		
NAD		- M	1 - Name and address		
Function:					
To specify the name/address and their related function, either by C082 only and/or unstructured by C058 or structured by C080 thru 3207.					
		EDIFACT	GS1	*	Description
3035	Party function code qualifier	M an..3	M	*	MR = Message recipient
C082	PARTY IDENTIFICATION DETAILS	C	A		
3039	Party identifier	M an..35	M		GLN - Format n13
1131	Code list identification code	C an..17	N		
3055	Code list responsible agency code	C an..3	R	*	9 = GS1
C058	NAME AND ADDRESS	C	O		This composite may only be used to fulfill the requirements of directive 2003/58/EC, article 4.
3124	Name and address description	M an..35	M		
3124	Name and address description	C an..35	O		
3124	Name and address description	C an..35	O		
3124	Name and address description	C an..35	O		
3124	Name and address description	C an..35	O		
C080	PARTY NAME	C	D		
3036	Party name	M an..35	M		Party Name in clear text.
3036	Party name	C an..35	O		
3036	Party name	C an..35	O		
3036	Party name	C an..35	O		
3036	Party name	C an..35	O		
3045	Party name format code	C an..3	O		
C059	STREET	C	D		
3042	Street and number or post office box identifier	M an..35	M		Building Name/Number and Street Name
3042	Street and number or post office box identifier	C an..35	O		
3042	Street and number or post office box identifier	C an..35	O		
3042	Street and number or post office box identifier	C an..35	O		
3164	City name	C an..35	D		City/Town name, clear text
C819	COUNTRY SUB-ENTITY DETAILS	C	D		
3229	Country sub-entity name code	C an..9	O		
1131	Code list identification code	C an..17	O		
3055	Code list responsible agency code	C an..3	O		
3228	Country sub-entity name	C an..70	O		County/State, clear text.

5. Segments Layout

Segment number: 5

	EDIFACT	GS1	*	Description
3251 Postal identification code	C an..17	D		Postal Code
3207 Country name code	C an..3	D		ISO 3166 two alpha code

Segment Notes:

This segment is used to identify the party receiving the banking status message.
DE 3039: For identification of parties it is recommended to use GLN - Format n13.

Example:

NAD+MR+5412345000020::9'

Dependency Notes:

The following composites and data elements are only used when a coded name and address can not be used.

The affected composites and data elements are as follows:

C080 - C059 - 3164 - C819 - 3251 - 3207

5. Segments Layout

Segment number: 6

SG4 - M 999 - LIN-SG5-SG6				
LIN - M 1 - Line item				
Function: To identify a line item and configuration.				
	EDIFACT	GS1	*	Description
1082 Line item identifier	C an..6	R		Application generated number of the count of the lines in the banking status.
1229 Action request/notification description code	C an..3	N		
C212 ITEM NUMBER IDENTIFICATION	C	N		
7140 Item identifier	C an..35			
7143 Item type identification code	C an..3			
1131 Code list identification code	C an..17			
3055 Code list responsible agency code	C an..3			
C829 SUB-LINE INFORMATION	C	C		
5495 Sub-line indicator code	C an..3	C		
1082 Line item identifier	C an..6	N		
1222 Configuration level number	C n..2	C		
7083 Configuration operation code	C an..3	C		
Segment Notes: This segment is used to identify a line within the banking status by means of an incrementing unique line number. If Global Trade Item Numbers are available it is mandatory to use GTIN within the LIN segment. LIN+1'				

5. Segments Layout

Segment number: 7

SG4	- M	999 - LIN-SG5-SG6			
SG5	- C	5 - RFF-DTM			
RFF	- M	1 - Reference			
Function: To specify a reference.					
		EDIFACT	GS1	*	Description
C506	REFERENCE	M	M		
1153	Reference code qualifier	Man..3	M	*	<p>AEK = Payment order number CR = Customer reference number</p> <p>The code value 'AEK' is used to identify the B level of a previously sent Payment Order message which is being reported. The unambiguous identification of the B level is not possible without the identification of the message in which the B level exists.</p> <p>The code value 'CR' is used to identify the C level of a previously sent Payment Order message which is being reported. The unambiguous identification of the C level is not possible without the identification of the message the B level (code AEK), in which the C level exists.</p>
1154	Reference identifier	C an..70	R		
1156	Document line identifier	C an..6	N		
4000	Reference version identifier	C an..35	N		
1060	Revision identifier	C an..6	N		
<p>Segment Notes:</p> <p>This segment is used to identify the message(s) or transaction(s) for which a banking status is being provided.</p> <p>Examples: RFF+AEK:14' Banking status information is provided for the B level number 14.</p> <p>RFF+AEK:2' RFF+CR:3' Banking status information is provided for the C level number 3, which is within B level number 2.</p>					

5. Segments Layout

Segment number: 8

SG4	- M	999 - LIN-SG5-SG6
SG5	- C	5 - RFF-DTM
DTM	- C	1 - Date/time/period

Function:

To specify date, and/or time, or period.

		EDIFACT	GS1	*	Description
C507	DATE/TIME/PERIOD	M	M		
2005	Date or time or period function code qualifier	M an..3	M	*	171 = Reference date/time
2380	Date or time or period value	C an..35	R		
2379	Date or time or period format code	C an..3	R		102 = CCYYMMDD

Segment Notes:

This segment is used to specify any dates related to the references given in the previous RFF segment.

Example:

DTM+171:20020804:102'

5. Segments Layout

Segment number: 9

SG4	- M	999 - LIN-SG5-SG6
SG6	- C	99 - SEQ-GIS-DTM-MOA-CUX-FTX-SG7-SG8
SEQ	- M	1 - Sequence details

Function:
To provide details relating to the sequence.

		EDIFACT	GS1	*	Description
1229	Action request/notification description code	C an..3	R		55 = Referred item, rejected This data element is used to report the actual status of the order referred to in the RFF segment (segment group 5). When this data element is used to indicate that a transaction has been rejected (code 'YF3') then the reason for the rejection should be provided in data element 7365 of the following GIS segment and the incorrect data which has caused the rejection be repeated in the relevant segment.
C286	SEQUENCE INFORMATION	C	R		
1050	Sequence position identifier	M an..10	M		
1159	Sequence identifier source code	C an..3	N		
1131	Code list identification code	C an..17	N		
3055	Code list responsible agency code	C an..3	N		

Segment Notes:
This segment is used to report the status of the referred message/transaction.

Example:
SEQ+55+1'

5. Segments Layout

Segment number: 10

SG4	- M	999 - LIN-SG5-SG6		
SG6	- C	99 - SEQ-GIS-DTM-MOA-CUX-FTX-SG7-SG8		
GIS	- M	1 - General indicator		
Function: To transmit a processing indicator.				
Notes: 1. This segment will be removed effective with directory D.02B.				
	EDIFACT	GS1	*	Description
C529	PROCESSING INDICATOR	M	M	
7365	Processing indicator description code	M an..3	M	45 = Beneficiary's account number unknown 46 = Payee's account number unknown 47 = Payor' account number unknown 48 = Correspondent bank not possible 49 = Execution date not possible 50 = Value date not possible 51 = Currency code not possible 54 = Transaction(s) effected and advised (on) 55 = Not yet debited 86 = Beneficiary unknown 82 = Beneficiary's account closed 87 = Beneficiary's bank unknown 81 = Confirmation of authorization 76 = Monetary amount incorrect 85 = Party identification not known 83 = Transaction execution pending 77 = Payments sent correctly
1131	Code list identification code	C an..17	N	
3055	Code list responsible agency code	C an..3	D	* 17 = S.W.I.F.T. This data element is only used when non-EDIFACT codes have been used in data element 7365.
7187	Process type description code	C an..17	N	
Segment Notes: This segment is used to report the reason for the status reported in the SEQ segment. The codes detailed in data element 7365 allow the user to detail the reason for, or additional information related to, the status reported in the SEQ segment. The following segments are used in conjunction with the code values detailed in DE 7365; NAD - 85, 86 FII - 87,55,82,45,46,47 and 48 DTM - XE1, 49 and 50 CUX - YF4 and 51 MOA - 76, 51 GIS - 83, 81, 54, 55 Example: GIS+49'				

5. Segments Layout

Segment number: 11

SG4	- M	999 - LIN-SG5-SG6
SG6	- C	99 - SEQ-GIS-DTM-MOA-CUX-FTX-SG7-SG8
DTM	- C	2 - Date/time/period

Function:
To specify date, and/or time, or period.

		EDIFACT	GS1	*	Description
C507	DATE/TIME/PERIOD	M	M		
2005	Date or time or period function code qualifier	M an..3	M	*	140 = Payment due date 177 = Advise on date/time 179 = Booking date/time 203 = Execution date/time, requested 209 = Value date 227 = Beneficiary's banks due date
2380	Date or time or period value	C an..35	R		
2379	Date or time or period format code	C an..3	R		102 = CCYYMMDD

Segment Notes:

This segment is used to specify the date relevant to the status information reported in the SEQ segment and to indicate incorrect date(s) where a rejection has taken place due to incorrect date(s).
When the SEQ segment has indicated that the current transaction has been rejected then this segment may only be used if the codes XE1, 49, or 50 have been used in data element 7365 of the GIS segment.

Example:
DTM+203:20020318:102'

5. Segments Layout

Segment number: 12

SG4	- M	999 - LIN-SG5-SG6
SG6	- C	99 - SEQ-GIS-DTM-MOA-CUX-FTX-SG7-SG8
MOA	- C	1 - Monetary amount

Function:
To specify a monetary amount.

		EDIFACT	GS1	*	Description
C516	MONETARY AMOUNT	M	M		
5025	Monetary amount type code qualifier	M an..3	M	*	9 = Amount due/amount payable 36 = Converted amount 57 = Equivalent amount 60 = Final (posted) amount 77 = Invoice amount 98 = Original amount 119 = Received amount
5004	Monetary amount	C n..35	R		
6345	Currency identification code	C an..3	O		ISO 4217 three alpha codes
6343	Currency type code qualifier	C an..3	N		
4405	Status description code	C an..3	N		

Segment Notes:

This segment is used to specify any monetary amounts related to the status information reported in the SEQ segment.
When the SEQ segment has indicated that the current transaction has been rejected then this segment may only be used if the codes 76 or 51 have been used in data element 7365 of the GIS segment.

Example:
MOA+119:65300:EUR'

5. Segments Layout

Segment number: 13

SG4	- M	999 - LIN-SG5-SG6
SG6	- C	99 - SEQ-GIS-DTM-MOA-CUX-FTX-SG7-SG8
CUX	- C	1 - Currencies

Function:

To specify currencies used in the transaction and relevant details for the rate of exchange.

		EDIFACT	GS1	*	Description
C504	CURRENCY DETAILS	C	R		
6347	Currency usage code qualifier	M an..3	M	*	2 = Reference currency
6345	Currency identification code	C an..3	R		ISO 4217 three alpha
6343	Currency type code qualifier	C an..3	N		
6348	Currency rate value	C n..4	D		
C504	CURRENCY DETAILS	C	D		The second occurrence of this composite if only used is a target currency is being specified.
6347	Currency usage code qualifier	M an..3	M	*	3 = Target currency
6345	Currency identification code	C an..3	R		ISO 4217 three alpha
6343	Currency type code qualifier	C an..3	N		
6348	Currency rate value	C n..4	D		
5402	Currency exchange rate	C n..12	D		The rate of exchange which applies to the currency. The rate of exchange is only used if a target currency has been identified in the second occurrence of C504.
6341	Exchange rate currency market identifier	C an..3	N		

Segment Notes:

This segment is used to identify the incorrect currency associated with code reported in the GIS segment.

When specifying Reference and Target Currencies for international trade, one occurrence of CUX is all that is required. The reference currency is identified in the first occurrence of composite C504, with the target currency specified in the second occurrence of C504. The rate of exchange between the two is detailed in DE 5402.

The general rule for calculating the rate of exchange is as follows :

Reference Currency multiplied by Rate = Target Currency.

Example:

CUX+2:EUR+3:USD+0.90243'

5. Segments Layout

Segment number: 14

SG4	- M	999 - LIN-SG5-SG6		
SG6	- C	99 - SEQ-GIS-DTM-MOA-CUX-FTX-SG7-SG8		
FTX	- C	1 - Free text		
Function:				
To provide free form or coded text information.				
	EDIFACT	GS1	*	Description
4451	Text subject code qualifier	M an..3	M	PMD = Payment detail/remittance information
4453	Free text function code	C an..3	O	1 = Text for subsequent use
C107	TEXT REFERENCE	C	D	This composite is only used when trading partners have agreed to use mutually defined code values.
4441	Free text value code	M an..17	M	
1131	Code list identification code	C an..17	O	
3055	Code list responsible agency code	C an..3	D	9 = GS1 91 = Assigned by supplier or supplier's agent 92 = Assigned by buyer or buyer's agent
C108	TEXT LITERAL	C	D	This composite is only used if coded text can not be used.
4440	Free text value	M an..512	M	
4440	Free text value	C an..512	O	
4440	Free text value	C an..512	O	
4440	Free text value	C an..512	O	
4440	Free text value	C an..512	O	
3453	Language name code	C an..3	D	ISO 639 two alpha code This data element is only used when non coded free text has been provided in data element C108.
4447	Free text format code	C an..3	N	

Segment Notes:

This segment is used to provide any free text information related to the status information being provided. Use of this segment in free form is not recommended since in most cases it inhibits automatic processing of the Banking Status. Coded references to standard texts is an available functionality which enables automatic processing and reduces transmission and processing overheads. Standard texts should be mutually defined among trading partners and can be used to cover legal and other requirements.

Example:

FTX+PMD++001::'ZZZ'

Agreed code value 001: The order identified in the RFF segment has not be processed because the date of the cheque was invalid.

5. Segments Layout

Segment number: 15

SG4	- M	999 - LIN-SG5-SG6
SG6	- C	99 - SEQ-GIS-DTM-MOA-CUX-FTX-SG7-SG8
SG7	- C	1 - FII
FII	- M	1 - Financial institution information

Function:
To identify an account and a related financial institution.

	EDIFACT	GS1	*	Description
3035 Party function code qualifier	M an..3	M		BF = Beneficiary's bank BQ = Cheque drawn bank OR = Ordered bank
C078 ACCOUNT HOLDER IDENTIFICATION	C	R		
3194 Account holder identifier	C an..35	R		
3192 Account holder name	C an..35	O		
3192 Account holder name	C an..35	O		
6345 Currency identification code	C an..3	O		ISO 4217 three alpha
C088 INSTITUTION IDENTIFICATION	C	D		C088: In some countries it is possible to identify within the account number the institution name and branch. Where this is possible the composite C088 will not be required. For international transactions it is recommended that the need for composite C088 should be checked before sending the message.
3433 Institution name code	C an..11	A		
1131 Code list identification code	C an..17	O		25 = Bank identification
3055 Code list responsible agency code	C an..3	D		5 = ISO (International Organization for Standardization)
3434 Institution branch identifier	C an..17	O		
1131 Code list identification code	C an..17	O		
3055 Code list responsible agency code	C an..3	D		
3432 Institution name	C an..70	O		
3436 Institution branch location name	C an..70	O		
3207 Country name code	C an..3	O		ISO 3166 two alpha code

Segment Notes:

This segment is used to identify any incorrect financial institutions related to the current status information.
This segment may only be used if the codes 87, 55, 82, 45, 46, 47 or 48 have been used in data element 7365 of the GIS segment.
The preferred way to identify a bank and its branch is in machine readable format using data elements 3433 and 3434. When using C088 it is recommended that if data element 3433 is not used that 3432 be used, and that when data element 3434 is not used that data element 3436 be used.

Example:
FII+OR+24680123:PKG LTD:BRUSSELS+KREDBEBB:25:5'

5. Segments Layout

Segment number: 16

SG4	- M	999 - LIN-SG5-SG6
SG6	- C	99 - SEQ-GIS-DTM-MOA-CUX-FTX-SG7-SG8
SG8	- C	1 - NAD
NAD	- M	1 - Name and address

Function:
To specify the name/address and their related function, either by C082 only and/or unstructured by C058 or structured by C080 thru 3207.

	EDIFACT	GS1	*	Description
3035 Party function code qualifier	M an..3	M		BE = Beneficiary CQ = Cheque order OB = Ordered by PE = Payee RV = Receiver of cheque
C082 PARTY IDENTIFICATION DETAILS	C	A		
3039 Party identifier	M an..35	M		For identification of parties it is recommended to use GLN - Format n13.
1131 Code list identification code	C an..17	N		
3055 Code list responsible agency code	C an..3	R	*	9 = GS1
C058 NAME AND ADDRESS	C	O		This composite may only be used to fulfill the requirements of directive 2003/58/EC, article 4.
3124 Name and address description	M an..35	M		
3124 Name and address description	C an..35	O		
3124 Name and address description	C an..35	O		
3124 Name and address description	C an..35	O		
3124 Name and address description	C an..35	O		
C080 PARTY NAME	C	D		
3036 Party name	M an..35	M		Party Name in clear text.
3036 Party name	C an..35	O		
3036 Party name	C an..35	O		
3036 Party name	C an..35	O		
3036 Party name	C an..35	O		
3045 Party name format code	C an..3	O		
C059 STREET	C	D		
3042 Street and number or post office box identifier	M an..35	M		Building Name/Number and Street Name
3042 Street and number or post office box identifier	C an..35	O		
3042 Street and number or post office box identifier	C an..35	O		
3042 Street and number or post office box identifier	C an..35	O		
3164 City name	C an..35	D		City/Town name, clear text
C819 COUNTRY SUB-ENTITY	C	D		

5. Segments Layout

Segment number: 16

		EDIFACT	GS1	*	Description
DETAILS					
3229	Country sub-entity name code	C an..9	O		
1131	Code list identification code	C an..17	O		
3055	Code list responsible agency code	C an..3	O		
3228	Country sub-entity name	C an..70	O		County/State, clear text.
3251	Postal identification code	C an..17	D		Postal Code
3207	Country name code	C an..3	D		ISO 3166 two alpha code

Segment Notes:

This segment is used to identify any incorrect non-financial parties related to the current status information.
This segment may only be used if the codes 86 or 85 have been used in data element 7365 of the GIS segment.

Example:

NAD+BE+5412345000020::9'

Dependency Notes:

The following composites and data elements are only used when a coded name and address can not be used.

The affected composites and data elements are as follows:

C080 - C059 - 3164 - C819 - 3251 - 3207

5. Segments Layout

Segment number: 17

CNT - C 5 - Control total				
Function: To provide control total.				
	EDIFACT	GS1	*	Description
C270 CONTROL	M	M		
6069 Control total type code qualifier	Man..3	M		2 = Number of line items in message 40 = Total number of sequence details in message
6066 Control total value	Mn..18	M		
6411 Measurement unit code	C an..3	O		
Segment Notes: This segment is used to provide application data for message control purposes. Example: CNT+2:14'				

5. Segments Layout

Segment number: 18

SG9 - C 5 - AUT-DTM				
AUT - M 1 - Authentication result				
Function: To specify results of the application of an authentication procedure.				
	EDIFACT	GS1	*	Description
9280 Validation result value	M an..35	M		
9282 Validation key identifier	C an..35	O		This data element is used to identify the key which is/has been used to validate the contents of the message.
Segment Notes: This segment is used to provide details of any authentication procedures which have been applied to the banking status message. The use of this segment is, including any algorithms and calculation procedures, dependent on bilaterally agreed conditions between the message sender and receiver. Example: AUT+77322'				

5. Segments Layout

Segment number: 19

SG9		- C	5 - AUT-DTM		
DTM		- C	1 - Date/time/period		
Function:					
To specify date, and/or time, or period.					
		EDIFACT	GS1	*	Description
C507	DATE/TIME/PERIOD	M	M		
2005	Date or time or period function code qualifier	Man..3	M	*	218 = Authentication/validation date/time
2380	Date or time or period value	C an..35	R		
2379	Date or time or period format code	C an..3	R		102 = CCYYMMDD 203 = CCYYMMDDHHMM
Segment Notes:					
This segment is used to provide details related to the date and where necessary, the time, of the banking status message validation.					
Example:					
DTM+218:200205231600:203'					
The banking status was validated at 16:00 hrs on the 23rd of May 2002.					

5. Segments Layout

Segment number: 20

UNT - M 1 - Message trailer				
<p>Function:</p> <p>To end and check the completeness of a message.</p> <p>Notes:</p> <p>1. 0062, the value shall be identical to the value in 0062 in the corresponding UNH segment.</p>				
		EDIFACT	GS1	*
				Description
0074	Number of segments in a message	M n..10	M	
				The total number of segments in the message is detailed here.
0062	Message reference number	M an..14	M	
				The message reference numbered detailed here should equal the one specified in the UNH segment.
<p>Segment Notes:</p> <p>This segment is a mandatory UN/EDIFACT segment. It must always be the last segment in the message.</p> <p>Example:</p> <p>UNT+20+1'</p>				

6. Examples

Example 1

The following is an example of a Financial Statement message sent by the bank identified by the ISO bank identification code KREDBEBB to a message recipient.

The message, identified by the number 538851, which was generated on the 1st of August 2002, reports the successful execution of the payment order number 5432.

UNH+ME0000001+BANSTA:D:01B:UN:EAN003'	Message header
BGM+46+538851+9'	Banking status number 538851
DTM+137:20020801:102'	Date of message 1st of August 2002
FII+MS++BK:25:5:37010050'	Message sender identified by institution branch number 37010050
NAD+MR+5422331123459::9'	Message recipient identified by the GLN 5422331123459
LIN+1'	Start of level B
RFF+AEK:5432'	Payment order number 5432
DTM+171:20020828:102'	Payment order date 28th of August 2002
SEQ+YF2+1'	Start of level C
GIS+53'	Order executed
UNT+11+ME0000001'	Total number of segments in the message equals 11

Example 2

The following is an example of a Financial Statement message sent by the bank identified by the ISO bank identification code KREDBEBB to a message recipient.

The message, identified by the number 95851, which was generated on the 1st of August 2002, reports that the execution of the payment order number 685432 was rejected because the beneficiary's bank was unknown. The incorrect beneficiary's bank details are reproduced for the message receiver.

In addition the message also reports the successful execution of the payment order number 705432.

UNH+ME0000001+BANSTA:D:01B:UN:EAN003'	Message header
BGM+46+95851+9'	Banking status number 95851
DTM+137:20020801:102'	Date of message 1st of August 2002
FII+MS++KREDBEBB:25:5'	Message sender identified by ISO bank identification code KREDBEBB
NAD+MR+5422331123459::9'	Message recipient identified by GLN 5422331123459
LIN+1'	Start of level B, number 1
RFF+AEK:685432'	Payment order number 685432
DTM+171:20020828:102'	Payment order date 28th of August 2002

6. Examples

SEQ+55+1'	Start of level C, number 1
GIS+83'	Transaction pending
FTX+NAI++002::91'	Rejected because the beneficiary's bank is unknown
FII+BF+994-3277711:J HOLMES+XXEDBEBB:25:5'	Beneficiary's bank and account number identification
LIN+2'	Start of level B, number 2
RFF+AEK:705432'	Payment order number 705432
DTM+171:20020828:102'	Payment order date 28th of August 2002
SEQ+55+2'	Start of level C, number 2
GIS+53'	Order executed
UNT+18+ME0000001'	Total number of segments in the message equals 18

Note:

The EDI interchange will include the UNB..UNZ segments and, if applicable, the UNG..UNE segments. (See part 1 section 5.7).